

Bangalore Fort Farms Limited

Date: 10.01.2017

To,
Calcutta Stock Exchange Limited
Corporate Relationship Dept,
7, Lyons Range
Kolkata 700001
Script Code: 012644

Dear Sir/Madam,

**Sub: Quarterly Compliance of Share Holding Pattern under
Regulation 31 of (Listing Obligations & Disclosure Requirement)
LODR Regulations, 2015.**

Pursuant to Regulation 31 of (Listing Obligations & Disclosure Requirement) LODR Regulations, 2015, we are enclosing herewith Share Holding Pattern showing the position for Quarterly ended 31st December, 2016.

We are also mailed you the soft copy today itself.

Kindly take the same on your record and acknowledge the receipt.

Thanking You,

Yours Faithfully,

Sana Sultan

Company Secretary

ACS-38799



Encl. As state above

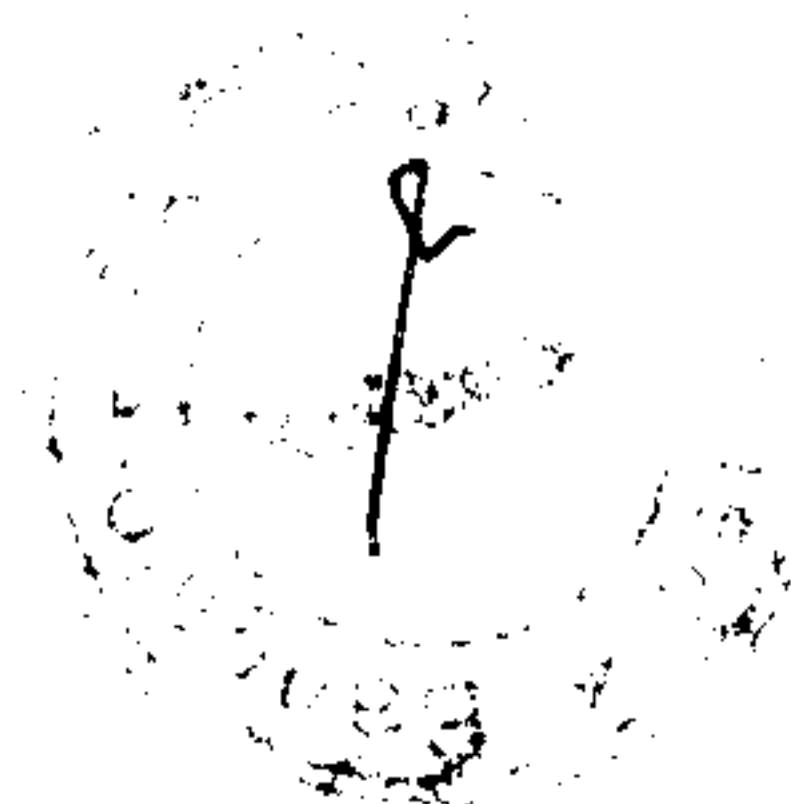
CIN : L51101KA1966PLC001643

Regd. Office : #44, 3rd Floor, South End Road, Above Univercell Outlet, Basavanagudi, Bangalore 560 004. Tel. : 080 2297 5051, 26764178, 26770004

Fax : 080 4094 4138, E-mail : info@bangalorefortfarms.com , website : www.bangalorefortfarms.com

Corporate Office : "Anandlok", 227, A. J. C. Bose Road, Block- A, 2nd Floor, Room No.- 207, Kolkata- 700 020, Tel. : 033 2289 5101, Fax : 033 2289 5101

General information about company	
Scrip code	539120
Name of the company	BANGALORE FORT FARMS LIMITED
Whether company is SME	No
Class of Security	Equity Shares
Type of report	Quarterly
Quarter Ended / Half year ended/Date of Report (For Prelisting / Allotment)	31-12-2016
Date of allotment / extinguishment (in case Capital Restructuring selected) / Listing Date	
Shareholding pattern filed under	Regulation 31 (1) (b)



Sr. No.	Particular	Yes/No
1	Whether the Listed Entity has issued any partly paid up shares?	No
2	Whether the Listed Entity has issued any Convertible Securities ?	No
3	Whether the Listed Entity has issued any Warrants ?	No
4	Whether the Listed Entity has any shares against which depository receipts are issued?	No
5	Whether the Listed Entity has any shares in locked-in?	No
6	Whether any shares held by promoters are pledge or otherwise encumbered?	No
7	Whether company has equity shares with differential voting rights?	No




Table I - Summary Statement holding of specified securities											
Category (I)	Category of shareholder (II)	Nos. Of shareholders (III)	No. of fully paid up equity shares held (IV)	No. Of Partly paid-up equity shares held (V)	No. Of shares underlying Depository Receipts (VI)	Total nos. shares held (VII) = (IV)+ (V)+ (VI)	Shareholding as a % of total no. of shares (calculated as per SCRR, 1957) (VIII) As a % of (A+B+C2)	Number of Voting Rights held in each class of securities (IX)			
								No of Voting (XIV) Rights			Total as a % of (A+B+C)
								Class eg: X	Class eg:y	Total	
(A)	Promoter & Promoter Group	1	1595693			1595693	61.26	1595693		1595693	61.26
(B)	Public	576	1009307			1009307	38.74	1009307		1009307	38.74
(C)	Non Promoter-Non Public										
(C1)	Shares underlying DRs										
(C2)	Shares held by Employee Trusts										
	Total	577	2605000			2605000	100	2605000		2605000	100




Table I - Summary Statement holding of specified securities										
Category (I)	Category of shareholder (II)	No. Of Shares Underlying Outstanding convertible securities (X)	No. of Shares Underlying Outstanding Warrants (Xi)	No. Of Shares Underlying Outstanding convertible securities and No. Of Warrants (Xi) (a)	Shareholding , as a % assuming full conversion of convertible securities (as a percentage of diluted share capital) (XI)= (VII)+(X) As a % of (A+B+C2)	Number of Locked in shares (XII)		Number of Shares pledged or otherwise encumbered (XIII)		Number of equity shares held in dematerialized form (XIV)
						No. (a)	As a % of total Shares held (b)	No. (a)	As a % of total Shares held (b)	
(A)	Promoter & Promoter Group				61.26					1595693
(B)	Public				38.74					497433
(C)	Non Promoter-Non Public									
(C1)	Shares underlying DRs									
(C2)	Shares held by Employee Trusts									
	Total				100					2093126



Table II - Statement showing shareholding pattern of the Promoter and Promoter Group											
Sr.	Category & Name of the Shareholders (I)	Nos. Of shareholders (III)	No. of fully paid up equity shares held (IV)	No. Of Partly paid-up equity shares held (V)	No. Of shares underlying Depository Receipts (VI)	Total nos. shares held (VII) = (IV)+(V) + (VI)	Shareholding as a % of total no. of shares (calculated as per SCRR, 1957) (VIII) As a % of (A+B+C2)	Number of Voting Rights held in each class of securities (IX)			
								No of Voting (XIV) Rights			Total as a % of Total Voting rights
								Class eg: X	Class eg:y	Total	
A	Table II - Statement showing shareholding pattern of the Promoter and Promoter Group										
(1)	Indian										
(d)	Any Other (specify)	1	1595693			1595693	61.26	1595693		1595693	61.26
Sub-Total (A) (1)		1	1595693			1595693	61.26	1595693		1595693	61.26
(2)	Foreign										
Total Shareholding of Promoter and Promoter Group (A) = (A)(1)+(A)(2)		1	1595693			1595693	61.26	1595693		1595693	61.26
B	Table III - Statement showing shareholding pattern of the Public shareholder										
(1)	Institutions										
(f)	Financial Institutions/ Banks	1	310			310	0.01	310		310	0.01
Sub-Total (B) (1)		1	310			310	0.01	310		310	0.01
(3)	Non-institutions										
(a(i))	Individuals - i. Individual shareholders holding nominal share capital up to Rs. 2 lakhs.	548	579610			579610	22.25	579610		579610	22.25
(a(ii))	Individuals - ii. Individual shareholders holding nominal share capital in excess of Rs. 2 lakhs.	4	173492			173492	6.66	173492		173492	6.66
(e)	Any Other (specify)	23	255895			255895	9.82	255895		255895	9.82
Sub-Total (B) (3)		575	1008997			1008997	38.73	1008997		1008997	38.73
Total Public Shareholding (B) = (B)(1) + (B)(2) + (B)(3)		576	1009307			1009307	38.74	1009307		1009307	38.74
C	Table IV - Statement showing shareholding pattern of the Non Promoter- Non Public shareholder										
Total (A+B+C2)		577	2605000			2605000	100	2605000		2605000	100
Total (A+B+C)		577	2605000			2605000	100	2605000		2605000	100







Table II - Statement showing shareholding pattern of the Promoter and Promoter Group									
Sr.	No. Of Shares Underlying Outstanding convertible securities (X)	No. of Shares Underlying Outstanding Warrants (Xi)	No. Of Shares Underlying Outstanding convertible securities and No. Of Warrants (Xi) (a)	Shareholding , as a % assuming full conversion of convertible securities (as a percentage of diluted share capital) (XI)= (VII)+(X) As a % of (A+B+C2)	Number of Locked in shares (XII)		Number of Shares pledged or otherwise encumbered (XIII)		Number of equity shares held in dematerialized form (XIV)
					No. (a)	As a % of total Shares held (b)	No. (a)	As a % of total Shares held (b)	
A	Table II - Statement showing shareholding pattern of the Promoter and Promoter Group								
(1)	Indian								
(d)				61.26					1595693
Sub-Total (A) (1)				61.26					1595693
(2)	Foreign								
Total Shareholding of Promoter and Promoter Group (A)=(A) (1)+(A)(2)				61.26					1595693
B	Table III - Statement showing shareholding pattern of the Public shareholder								
(1)	Institutions								
(f)				0.01					0
Sub-Total (B) (1)				0.01					0
(3)	Non-institutions								
(a(i))				22.25					112996
(a(ii))				6.66					133192
(e)				9.82					251245
Sub-Total (B) (3)				38.73					497433
Total Public Shareholding (B)=(B)(1)+(B) (2)+(B)(3)				38.74					497433
C	Table IV - Statement showing shareholding pattern of the Non Promoter- Non Public shareholder								
Total (A+B+C2)				100					2093126
Total (A+B+C)				100					2093126




Any Other (specify)		
Serial No.	1	
Category	Bodies Corporate	Click here to go back
Name of the Shareholders (I)	REVATI HOLDING PRIVATE LIMITED	
PAN (II)	AAGCR8371J	Total
No. of the Shareholders (I)	1	1
No. of fully paid up equity shares held (IV)	1595693	1595693
No. Of Partly paid-up equity shares held (V)		
No. Of shares underlying Depository Receipts (VI)		
Total nos. shares held (VII) = (IV)+ (V)+ (VI)	1595693	1595693
Shareholding as a % of total no. of shares (calculated as per SCRR, 1957) (VIII) As a % of (A+B+C2)	61.26	61.26
Number of Voting Rights held in each class of securities (IX)		
Class eg: X	1595693	1595693
Class eg:y		
Total	1595693	1595693
Total as a % of Total Voting rights	61.26	61.26
No. Of Shares Underlying Outstanding convertible securities (X)		
No. of Shares Underlying Outstanding Warrants (Xi)		
No. Of Shares Underlying Outstanding convertible securities and No. Of Warrants (Xi) (a)		
Shareholding , as a % assuming full conversion of convertible securities (as a percentage of diluted share capital) (XI)= (VII) +(X) As a % of (A+B+C2)	61.26	61.26
Number of Locked in shares (XII)		
No. (a)		
As a % of total Shares held (b)		
Number of Shares pledged or otherwise encumbered (XIII)		
No. (a)		
As a % of total Shares held (b)		
Number of equity shares held in dematerialized form (XIV)	1595693	1595693




Reason for not providing PAN		
------------------------------	--	--




Individuals - ii. Individual shareholders holding nominal share capital in excess of Rs. 2 lakhs.					
Serial No.	1	2	3	4	
Name of the Shareholders (I)	RAGHU C RAMASWAMY IYENGAR	M N RAMU	PUSHPA BHAJU	NAGRAJ K	Click here to go back
PAN (II)	AAKPI5647K	ACKPR3376E	BBXPB1073P	ZZZZZ9999Z	Total
No. of fully paid up equity shares held (IV)	54342	37800	41050	40300	173492
No. Of Partly paid-up equity shares held (V)					
No. Of shares underlying Depository Receipts (VI)					
Total nos. shares held (VII) = (IV)+ (V)+ (VI)	54342	37800	41050	40300	173492
Shareholding as a % of total no. of shares (calculated as per SCRR, 1957) (VIII) As a % of (A+B+C2)	2.09	1.45	1.58	1.55	6.66
Number of Voting Rights held in each class of securities (IX)					
Class eg: X	54342	37800	41050	40300	173492
Class eg:y					
Total	54342	37800	41050	40300	173492
Total as a % of Total Voting rights	2.09	1.45	1.58	1.55	6.66
No. Of Shares Underlying Outstanding convertible securities (X)					
No. of Shares Underlying Outstanding Warrants (Xi)					
No. Of Shares Underlying Outstanding convertible securities and No. Of Warrants (Xi) (a)					
Shareholding , as a % assuming full conversion of convertible securities (as a percentage of diluted share capital) (XI)= (VII) +(X) As a % of (A+B+C2)	2.09	1.45	1.58	1.55	6.66
Number of Locked in shares (XII)					
No. (a)					
As a % of total Shares held (b)					
Number of equity shares held in dematerialized form (XIV)	54342	37800	41050	0	133192
Reason for not providing PAN					
Reason for not providing PAN				Textual Information (1)	



Text Block	
Textual Information(1)	PAN NOT PROVIDED



Any Other (specify)						
Serial No.	1	2	3	4	5	
Category	Bodies Corporate	Bodies Corporate	HUF	NRI – Repat	NRI – Repat	
Category / More than 1 percentage	Category	More than 1 percentage of shareholding	Category	Category	More than 1 percentage of shareholding	
Name of the Shareholders (I)		CLIVIA INVESTMENTS LTD			ARUN C S	Click here to go back
PAN (II)		AABCC1070A			AUZPS6521M	Total
No. of the Shareholders (I)	12	1	10	1	1	23
No. of fully paid up equity shares held (IV)	53781	46850	2114	200000	200000	255895
No. Of Partly paid-up equity shares held (V)						
No. Of shares underlying Depository Receipts (VI)						
Total nos. shares held (VII) = (IV)+ (V)+ (VI)	53781	46850	2114	200000	200000	255895
Shareholding as a % of total no. of shares (calculated as per SCRR, 1957) (VIII) As a % of (A+B+C2)	2.06	1.8	0.08	7.68	7.68	9.82
Number of Voting Rights held in each class of securities (IX)						
Class eg: X	53781	46850	2114	200000	200000	255895
Class eg:y						
Total	53781	46850	2114	200000	200000	255895
Total as a % of Total Voting rights	2.06	1.8	0.08	7.68	7.68	9.82
No. Of Shares Underlying Outstanding convertible securities (X)						
No. of Shares Underlying Outstanding Warrants (Xi)						
No. Of Shares Underlying Outstanding convertible securities and No. Of Warrants (Xi) (a)						
Shareholding , as a % assuming full conversion of convertible securities (as a percentage of diluted share capital) (XI)= (VII) +(X) As a % of (A+B+C2)	2.06	1.8	0.08	7.68	7.68	9.82
Number of Locked in shares (XII)						
No. (a)						
As a % of total Shares held (b)						
Number of equity shares held in dematerialized form (XIV)	49131	46850	2114	200000	200000	251245
Reason for not providing PAN						



Reason for not providing PAN							
------------------------------	--	--	--	--	--	--	--

