




Bangalore Fort Farms Limited

| CLAUSE 35 | | | |
|---|-------------------------------|---|--|
| Introductory sub-table (I)(a) | | | |
| NAME OF THE COMPANY : BANGALORE FORT FARMS LIMITED | | | |
| SCRIP CODE : NAME OF THE SCRIP : CLASS OF SECURITY : EQUITY | | | |
| QUARTER ENDED : | | | |
| SHAREHOLDING PATTERN AS ON : 31-Mar-2015 | | | |
| Partly paid-up shares:- | No. of partly paid-up shares | As a % of total no. of partly paid-up shares | As a % of total no. of shares of the company |
| Held by promoter/promoter group | | | |
| Held by public | | | |
| Total - D | | | |
| Outstanding convertible securities:- | No. of outstanding securities | As a % of total no. of outstanding convertible securities | As a % of total no. of shares of the company, assuming full conversion of the convertible securities |
| Held by promoter/promoter group | | | |
| Held by public | | | |
| Total - E | | | |
| Warrants:- | No. of warrants | As a % of total no. of warrants | As a % of total no. of shares of the company, assuming full conversion of warrants |
| Held by promoter/promoter group | | | |
| Held by public | | | |
| Total - F | | | |
| Total paid-up capital of the company, assuming full Conversion of warrants and convertible securities | 2605000 | | |

Bangalore Fort Farms Ltd.


Director



Bangalore Fort Farms Limited

Statement Showing Shareholding Pattern

| Table (I)(a) | | | | | | | | |
|---------------|---|------------------------|------------------------|--|--|-------------------|--|---------------------------------------|
| Category code | Category of Shareholder | Number of Shareholders | Total number of shares | Number of shares held in dematerialized form | Total shareholding as a percentage of total number of shares | | Shares Pledged or otherwise encumbered | |
| | | | | | AS A % OF (A+B) | AS A % OF (A+B+C) | Number of shares | As a percentage (IX)= (VIII)/(IV)*100 |
| (I) | (II) | (III) | (IV) | (V) | (VI) | (VII) | (VIII) | (VIII)/(IV)*100 |
| A. | SHAREHOLDING OF PROMOTER AND PROMOTER GROUP | | | | | | | |
| 1. | INDIAN | | | | | | | |
| a. | INDIVIDUALS/HINDU UNDIVIDED FAMILY | 0 | 0 | 0 | 0.0000 | 0.0000 | 0 | 0.0000 |
| b. | CENTRAL GOVERNMENT/ STATE GOVERNMENT(S) | 0 | 0 | 0 | 0.0000 | 0.0000 | 0 | 0.0000 |
| c. | BODIES CORPORATE | 1 | 1595306 | 1595306 | 61.2401 | 61.2401 | 0 | 0.0000 |
| d. | FINANCIAL INSTITUTIONS/ BANKS | 0 | 0 | 0 | 0.0000 | 0.0000 | 0 | 0.0000 |
| e. | ANY OTHER | | | | | | | |
| | SUB - TOTAL (A)(1) | 1 | 1595306 | 1595306 | 61.2401 | 61.2401 | 0 | 0.0000 |
| 2. | FOREIGN | | | | | | | |
| a. | INDIVIDUALS (NON-RESIDENT INDIVIDUALS/ FOREIGN INDIVIDUALS) | 0 | 0 | 0 | 0.0000 | 0.0000 | 0 | 0.0000 |
| b. | BODIES CORPORATE | 0 | 0 | 0 | 0.0000 | 0.0000 | 0 | 0.0000 |
| c. | INSTITUTIONS | 0 | 0 | 0 | 0.0000 | 0.0000 | 0 | 0.0000 |
| d. | QUALIFIED FOREIGN INVESTOR | 0 | 0 | 0 | 0.0000 | 0.0000 | 0 | 0.0000 |
| e. | ANY OTHER | | | | | | | |
| | SUB - TOTAL (A)(2) | 0 | 0 | 0 | 0.0000 | 0.0000 | 0 | 0.0000 |
| | TOTAL SHARE HOLDING OF PROMOTER AND PROMOTER GROUP (A) = (A)(1)+(A)(2) | 1 | 1595306 | 1595306 | 61.2401 | 61.2401 | 0 | 0.0000 |
| B. | PUBLIC SHAREHOLDING | | | | | | | |
| 1. | INSTITUTIONS | | | | | | | |
| a. | MUTUAL FUNDS/UTI | 0 | 0 | 0 | 0.0000 | 0.0000 | NA | NA |
| b. | FINANCIAL INSTITUTIONS/ BANKS | 1 | 310 | 0 | 0.0119 | 0.0119 | NA | NA |

Bangalore Fort Farms Ltd.

Page 1

Director

CIN : U51101KA1965PLC001643

Regd. Office : #44, 3rd Floor, South End Road, Above Univercell Outlet, Basavanagudi, Bangalore 560 004. Tel : 080-22975051, 26764178, 26770004

Fax : 080-40944138 E-mail : info@bangalorefortfarms.com Website: www.bangalorefortfarms.com

Corporate Office : "Anandlok", 227, A.J.C. Bose Road, Block A, 2nd Floor, Room No. 207, Kolkata 700 020. Tel : 033-22895101 Fax : 033-22895101



Bangalore Fort Farms Limited

| | | | | | | | | |
|----|--|------------|----------------|----------------|-----------------|-----------------|-----------|---------------|
| c. | CENTRAL GOVERNMENT/ STATE GOVERNMENT(S) | 0 | 0 | 0 | 0.0000 | 0.0000 | NA | NA |
| d. | VENTURE CAPITAL FUNDS | 0 | 0 | 0 | 0.0000 | 0.0000 | NA | NA |
| e. | INSURANCE COMPANIES | 0 | 0 | 0 | 0.0000 | 0.0000 | NA | NA |
| f. | FOREIGN INSTITUTIONAL INVESTORS | 0 | 0 | 0 | 0.0000 | 0.0000 | NA | NA |
| g. | FOREIGN VENTURE CAPITAL INVESTORS | 0 | 0 | 0 | 0.0000 | 0.0000 | NA | NA |
| h. | QUALIFIED FOREIGN INVESTOR | 0 | 0 | 0 | 0.0000 | 0.0000 | NA | NA |
| i. | ANY OTHER | | | | | | | |
| | SUB - TOTAL (B)(1) | 1 | 310 | 0 | 0.0119 | 0.0119 | NA | NA |
| 2. | NON-INSTITUTIONS | | | | | | | |
| a. | BODIES CORPORATE | 5 | 51530 | 46880 | 1.9781 | 1.9781 | NA | NA |
| b. | INDIVIDUALS - | | | | | | | |
| | I INDIVIDUAL SHAREHOLDERS HOLDING NOMINAL SHARE CAPITAL UPTO RS. 1 LAKH | 504 | 500094 | 27900 | 19.1974 | 19.1974 | NA | NA |
| | II INDIVIDUAL SHAREHOLDERS HOLDING NOMINAL SHARE CAPITAL IN EXCESS OF RS. 1 LAKH | 9 | 257730 | 128150 | 9.8936 | 9.8936 | NA | NA |
| c. | QUALIFIED FOREIGN INVESTOR | 0 | 0 | 0 | 0.0000 | 0.0000 | NA | NA |
| d. | ANY OTHER | | | | | | | |
| | HINDU UNDIVIDED FAMILIES | 3 | 30 | 30 | 0.0011 | 0.0011 | NA | NA |
| | NON RESIDENT INDIANS | 1 | 200000 | 200000 | 7.6775 | 7.6775 | NA | NA |
| | | 4 | 200030 | 200030 | 7.6786 | 7.6786 | NA | NA |
| | SUB - TOTAL (B)(2) | 522 | 1009384 | 402960 | 38.7479 | 38.7479 | NA | NA |
| | TOTAL PUBLIC SHAREHOLDING (B) = (B)(1)+(B)(2) | 523 | 1009694 | 402960 | 38.7598 | 38.7598 | NA | NA |
| | TOTAL (A)+(B) | 524 | 2605000 | 1998266 | 100.0000 | 100.0000 | NA | 0.0000 |

Bangalore Fort Farms Ltd.

Page 2

Director

CIN : U51101KA1965PLC001643

Regd. Office : #44, 3rd Floor, South End Road, Above Univercell Outlet, Basavanagudi, Bangalore 560 004. Tel : 080-22975051, 26764178, 26770004

Fax : 080-40944138 E-mail : info@bangalorefortfarms.com Website: www.bangalorefortfarms.com

Corporate Office : "Anandlok", 227, A.J.C. Bose Road, Block A, 2nd Floor, Room No. 207, Kolkata 700 020. Tel : 033-22895101 Fax : 033-22895101



Bangalore Fort Farms Limited

| BANGALORE FORT FARMS LIMITED | | | | | | | | | | | |
|--|--------------------------------|------------------------|-----------------------------------|-----------------------|--------------------------|---|-------------------------|---|---------------------------------------|---|--|
| (I)(b) Statement showing holding of securities (including shares, warrants, convertible securities) of persons belonging to the category "Promoter and Promoter Group" - 31-Mar-2015 | | | | | | | | | | | |
| Sr.No | Name of the shareholder | Details of Shares held | | Encumbered shares (*) | | | Details of warrants | | Details of convertible securities | | Total shares (including underlying shares assuming full conversion of warrants and convertible securities) as a % of diluted share capital |
| | | No. of Shares held | As a % of grand total (A)+(B)+(C) | No. of Shares held | As a percentage | As a % of grand total (A)+(B)+(C) of sub-clause | Number of warrants held | As a % total number of warrants of the same class | Number of convertible securities held | As a % total number of convertible securities of the same class | |
| (I) | (II) | (III) | (IV) | (V) | (VI) = (V) / (III) * 100 | (VII) | (VIII) | (IX) | (X) | (XI) | (XII) |
| 1 | REVATI HOLDING PRIVATE LIMITED | 1595306 | 61.2401 | 0 | 0.0000 | 0.0000 | 0 | 0.0000 | 0 | 0.0000 | 61.2401 |
| | TOTAL | 1595306 | 61.2401 | 0 | 0.0000 | 0.0000 | 0 | 0.0000 | 0 | 0.0000 | 61.2401 |

Bangalore Fort Farms Ltd.


Director



Bangalore Fort Farms Limited

| BANGALORE FORT FARMS LIMITED | | | | | | | | |
|---|---------------------------|--------------------|---|-------------------------|---|---------------------------------------|--|--|
| (1)(c)(i) Statement showing holding of securities (including shares, warrants, convertible securities) of persons belonging to the category "Public" and holding more than 1% of the total number of shares - 31-Mar-2015 | | | | | | | | |
| Sr.No | Name of the shareholder | No. of Shares held | Shares as a percentage of total number of shares {i.e., Grand Total (A)+(B)+(C) indicated in Statement at para(1)(a) above} | Details of warrants | | Details of convertible securities | | Total shares (including underlying shares assuming full conversion of warrants and convertible securities) as a % of diluted share capital |
| | | | | Number of warrants held | As a % total number of warrants of the same class | Number of convertible securities held | % w.r.t total number of convertible securities of the same class | |
| 1 | RAMU M N | 46810 | 1.7969 | 0 | 0.0000 | 0 | 0.0000 | 1.7969 |
| 2 | NAGRAJ K | 40300 | 1.5470 | 0 | 0.0000 | 0 | 0.0000 | 1.5470 |
| 3 | RAGHU C RAMASWAMY IYENGAR | 50000 | 1.9193 | 0 | 0.0000 | 0 | 0.0000 | 1.9193 |
| 4 | ARUN C S | 200000 | 7.6775 | 0 | 0.0000 | 0 | 0.0000 | 7.6775 |
| 5 | CLIVIA INVESTMENTS LTD | 46850 | 1.7984 | 0 | 0.0000 | 0 | 0.0000 | 1.7984 |
| | TOTAL | 383960 | 14.7393 | 0 | 0.0000 | 0 | 0.0000 | 14.7393 |

Bangalore Fort Farms Ltd.


Director



Bangalore Fort Farms Limited

| BANGALORE FORT FARMS LIMITED | | | | | | | | |
|---|---|--------------------|---|-------------------------|---|---------------------------------------|--|--|
| (l)(c)(ii) Statement showing holding of securities (including shares, warrants, convertible securities) of persons (together with PAC) belonging to the category "Public" and holding more than 5% of the total number of shares of the company - 31-Mar-2015 | | | | | | | | |
| Sr.No | Name(s) of the shareholder(s) and the Persons acting in Concert (PAC) with them | No. of Shares held | Shares as a percentage of total number of shares {i.e., Grand Total (A)+(B)+(C) indicated in Statement at para(l)(a) above} | Details of warrants | | Details of convertible securities | | Total shares (including underlying shares assuming full conversion of warrants and convertible securities) as a % of diluted share capital |
| | | | | Number of warrants held | As a % total number of warrants of the same class | Number of convertible securities held | % w.r.t total number of convertible securities of the same class | |
| 1 | ARUN C S | 200000 | 7.6775 | 0 | 0.0000 | 0 | 0.0000 | 7.6775 |
| | TOTAL | 200000 | 7.6775 | 0 | 0.0000 | 0 | 0.0000 | 7.6775 |

Bangalore Fort Farms Ltd.


Director




Bangalore Fort Farms Limited

| BANGALORE FORT FARMS LIMITED | | | | |
|---|-------------------------|----------------------------|---|------------------------------------|
| (I)(d) Statement Showing Details of Locked-In Shares - 31-Mar-2015 | | | | |
| Sr.No | Name of the shareholder | Number of Locked In Shares | Locked-In Shares As A % Of Total Number of Shares {i.e., Grand Total (A)+(B)+(C) Indicaetd in Statement at Para (I)(a) Above} | Promoter / Promoter Group / Public |
| 1 | CLIVIA INVESTMENTS LTD | 46850 | 1.7984 | Public |
| 2 | MOLLY THAMBI | 26050 | 1 | Public |
| 3 | ALOK CHATURVEDI . | 26050 | 1 | Public |
| 4 | SIREEN SADHU | 26050 | 1 | Public |
| | TOTAL | 125000 | 4.7984 | |

Bangalore Fort Farms Ltd.



Director




Bangalore Fort Farms Limited

| BANGALORE FORT FARMS LIMITED | | | | |
|---|---|----------------------------------|--|---|
| (II)(a) Statement Showing Details of Depository Receipts (DRs) - 31-Mar-2015 | | | | |
| Sr.No | Type of Outstanding DR (ADRs, GDRs, SDRs,etc.) | Number of Outstanding DRs | Number of Shares Underlying Outstanding DRs | Shares Underlying Outstanding DRs As A % OF Total Number of Shares {i.e., Grand Total (A)+(B)+(C) Indicated in Statement at Para (I)(a) Above} |
| | | | | |
| | | | | |
| | NIL | | | |

Bangalore Fort Farms Ltd.


Director



Bangalore Fort Farms Limited

| BANGALORE FORT FARMS LIMITED | | | | | | | |
|---|--|--|--------------|-------------|--------------------------------|------------------------------|--------------------------|
| (III)(a) Statement showing the Voting Pattern of Shareholders, If more than one class of Shares / Securities is issued by the issuer. - 31-Mar-2015 | | | | | | | |
| Sr.No | Category of Share Holder | Number of Voting Rights Held in each class of Securities | | | Total Voting Rights (III+IV+V) | Total Voting Rights i.e.(VI) | |
| | | CLASS X (III) | CLASS Y (IV) | CLASS Z (V) | | AS A % OF (A+B) (VII) | AS A % OF (A+B+C) (VIII) |
| (I) | (II) | | | | (VI) | | |
| (A) | PROMOTER AND PROMOTER GROUP | | | | | | |
| (1) | INDIAN | | | | | | |
| (a) | INDIVIDUALS/HINDU UNDIVIDED FAMILY | | | | | | |
| (b) | CENTRAL GOVERNMENT / STATE GOVERNMENT(S) | | | | | | |
| (c) | BODIES CORPORATE | | | | | | |
| (d) | FINANCIAL INSTITUTIONS / BANKS | | | | | | |
| (e) | ANY OTHER (SPECIFY) | | | | | | |
| | SUB-TOTAL(A)(1) | | | | | | |
| (2) | FOREIGN | | | | | | |
| (a) | INDIVIDUALS (NON-RESIDENT INDIVIDUALS / FOREIGN INDIVIDUALS) | | | | | | |
| (b) | BODIES CORPORATE | | | | | | |
| (c) | INSTITUTIONS | | | | | | |
| (d) | ANY OTHER | | | | | | |
| | SUB-TOTAL(A)(2) | | | | | | |
| | TOTAL SHAREHOLDING OF PROMOTER AND PROMOTER GROUP (A)=(A)(1)+(A)(2) | | | | | | |
| (B) | PUBLIC SHAREHOLDING | | | | | | |
| (1) | INSTITUTIONS | | | | | | |
| (a) | MUTUAL FUNDS / UTI | | | | | | |
| (b) | FINANCIAL INSTITUTIONS / BANKS | | | | | | |
| (c) | CENTRAL GOVERNMENT / STATE GOVERNMENT(S) | | | | | | |
| (d) | VENTURE CAPITAL FUNDS | | | | | | |
| (e) | INSURANCE COMPANIES | | | | | | |
| (f) | FOREIGN INSTITUTIONAL INVESTORS | | | | | | |
| (g) | FOREIGN VENTURE CAPITAL INVESTORS | | | | | | |
| (h) | ANY OTHER (SPECIFY) | | | | | | |
| | SUB-TOTAL(B)(1) | | | | | | |
| (2) | NON-INSTITUTIONS | | | | | | |
| (a) | BODIES CORPORATE | | | | | | |
| | INDIVIDUALS - | | | | | | |
| (b) | I. INDIVIDUAL SHAREHOLDERS HOLDING NOMINAL SHARECAPITAL UP TO RS. 1 LAKH | | | | | | |
| | II. INDIVIDUAL SHAREHOLDERS HOLDING NOMINAL SHARECAPITAL IN EXCESS OF RS. 1 LAKH | | | | | | |
| (c) | ANY OTHER (SPECIFY) | | | | | | |
| | SUB-TOTAL(B)(2) | | | | | | |
| | TOTAL PUBLIC SHAREHOLDING (B)=(B)(1)+(B)(2) | | | | | | |
| (2) | TOTAL (A)+(B) | | | | | | |
| (C) | SHARES HELD BY CUSTODIANS AND AGAINST WHICH DEPOSITORY RECEIPTS HAVE BEEN ISSUED | | | | | | |
| | GRAND TOTAL (A)+(B)+(C) | | | | | | |

Bangalore Fort Farms Ltd.

Director