


PATTERN OF HOLDINGS - NSDL & CDSL & PHYSICAL


CLIENT TYPE	NSDL		CDSL		PHYSICAL		NSDL & CDSL & PHYSICAL		
	NO.OF HOLDERS	TOTAL POSITIONS	NO.OF HOLDERS	TOTAL POSITIONS	NO.OF HOLDERS	TOTAL POSITIONS	NO.OF HOLDERS	TOTAL POSITIONS	% OF HOLDING
Resident	100	156671	75	34867	341	564834	516	756372	29.0353
NRI	1	200000	0	0	0	0	1	200000	7.6775
Corporate Body	9	47744	4	1595874	1	4650	14	1648268	63.2732
Clearing Member	1	50	0	0	0	0	1	50	0.0015
Bank	0	0	0	0	1	310	1	310	0.0115
TOTAL	111	404465	79	1630741	343	569794	533	2605000	100.0000



BANGALORE FORT FARMS LIMITED
CATEGORY WISE REPORT - NSDL & CDSL & PHYSICAL
NRI

PRINT DATE : 05-Oct-2015
RECORD DATE : 30-Sep-2015
PG.NO : 1

SL.NO	FOLIO DPID/CLID	NAME OF THE HOLDER(S)	SHARES	PERCENTAGE
1	IN303028 61052027	ARUN C S	200000	7.6775
TOTAL :			200000	7.6775




SL.NO	FOLIO DPID/CLID	NAME OF THE HOLDER(S)	SHARES	PERCENTAGE
1	12010600 00119760	ANAND RATHI SHARE AND STOCK BROKERS LIMITED	121	0.0046
2	IN302148 10521384	BGSE FINANCIALS LIMITED	9	0.0003
3	00000413	BHARI INDUSTRIAL PROMOTERS P LTD	4630	0.1783
4	IN300394 12329929	CLIVIA INVESTMENTS LTD	46830	1.7934
5	IN300394 15709015	COSMAT INVESTMENTS PVT LIMITED	10	0.0003
6	IN300394 11629723	GINVANI MERCHANTS (P) LTD	10	0.0003
7	IN300394 10014644	KARVY STOCK BROKING LIMITED	6	0.0002
8	IN301485 10615002	KIFS SECURITIES PRIVATE LIMITED	49	0.0018
9	12016400 00007983	MANSUKH STOCK BROKERS LIMITED	20	0.0007
10	IN303032 10836659	NETWORTH STOCK BROKING LIMITED	600	0.0230
11	12035000 01076316	REVATI HOLDING PRIVATE LIMITED	1593693	61.2350
12	IN303989 10000037	S.S.A.T CONSULTANTS PVT LTD	200	0.0076
13	12019101 00055137	SMC GLOBAL SECURITIES LIMITED	40	0.0013
14	IN300394 11629717	VENUS BARTER PVT LTD	10	0.0003
TOTAL :			1648268	63.2732



BANGALORE FORT FARMS LIMITED
CATEGORY WISE REPORT - NSDL & CDSL & PHYSICAL
Clearing Member

PRINT DATE : 05-Oct-2015
RECORD DATE : 30-Sep-2015
PG.NO : 1


SL.NO	FOLIO DPID/CLID	NAME OF THE HOLDER(S)	SHARES	PERCENTAGE
1	IN301696 10016929	ADITYA BIRLA MONEY LIMITED	50	0.0019
TOTAL :			50	0.0019




BANGALORE FORT FARMS LIMITED
CATEGORY WISE REPORT - NSDL & CDSL & PHYSICAL
Bank

PRINT DATE : 05-Oct-2015
RECORD DATE : 30-Sep-2015
PG.NO : 1


SL.NO	FOLIO DPID/CLID	NAME OF THE HOLDER(S)	SHARES	PERCENTAGE
1	00000098	CANARA BANK	310	0.0119
TOTAL :			310	0.0119




Share or Debenture holding		Share / Debenture holders		Share Debenture amount	
Rs.	Rs.	Number	% of total	Rs.	% of total
10	- 5000	274	51.4071	385400	1.4794
5001	- 10000	83	15.5722	532790	2.0452
10001	- 20000	87	16.3227	1358980	5.2168
20001	- 30000	3	0.5628	74840	0.2872
30001	- 40000	62	11.6322	1940560	7.4493
40001	- 50000	3	0.5628	139500	0.5355
50001	- 100000	9	1.6885	713800	2.7401
100001	- And Above	12	2.2514	20904130	80.2461
Total :		533	100.0000	26050000	100.0000



Share or Debenture holding	Share / Debenture holders		Share Debenture holdings	
	Shares	Number % of total	Shares % of total	
1 - 100	153	28.7054	3867	0.1484
101 - 500	121	22.7016	34673	1.3310
501 - 1000	83	15.5722	53279	2.0452
1001 - 2000	87	16.3227	135898	5.2168
2001 - 3000	3	0.5628	7484	0.2872
3001 - 4000	62	11.6322	194056	7.4493
4001 - 5000	3	0.5628	13950	0.5355
5001 - 10000	9	1.6885	71380	2.7401
10001 - And Above	12	2.2514	2090413	80.2461
Total :	533	100.0000	2605000	100.0000




SL.NO	FOLIO DPID/CLID	NAME OF THE HOLDER(S)	SHARES	PERCENTAGE
1	12035000 01076316	REVATI HOLDING PRIVATE LIMITED	1595693	61.2550
2	IN303028 61052027	ARUN C S	200000	7.6775
3	IN302679 31497670	RAGHU C RAMASWAMY IYENGAR	54650	2.0978
4	IN300394 12329929	CLIVIA INVESTMENTS LTD	46850	1.7984
5	00000524	NAGRAJ K	40300	1.5470
6	IN301135 26752430	M N RAMU	32300	1.2399
7	12052000 00043636	ALOK CHATURVEDI . VATSALA CHATURVEDI .	26050	1.0000
8	IN301250 28864583	MOLLY THAMBI	26050	1.0000
9	00000741	SIREEN SADHU	26050	1.0000
10	00000675	KARKALA SHANTHARAM KAMATH	15500	0.5950
11	00000642	VASUDEVAN PILLAI A N VINOD VASUDEVAN	15500	0.5950
12	00000538	KOMARLA SUKANYA NAGRAJ	11470	0.4403
13	IN300095 11491433	KUMAR V JAHGIRDAR	10000	0.3838
14	00000540	BHADRASWAMY GUPTHA K R	9610	0.3689
15	00000702	KESHAV PRABHU K	9300	0.3570
16	00000418	SATPAL SHARMA	9300	0.3570
17	00000674	LAKSHMI R JAGIRDHAR	8370	0.3213
18	IN302148 10796899	SUJAY N KOMARLA	7750	0.2975
19	00000710	SHAMBHAVI RAD Y	6510	0.2499
20	00000742	M PURNIMA	5270	0.2023
21	00000170	ROHINI J PAI	5270	0.2023
22	00000413	BHARI INDUSTRIAL PROMOTERS P LTD	4650	0.1785
23	00000270	KARKALA GANAPATHI PRABHU	4650	0.1785
24	00000403	UGGALRETTU ASHOKA SHENOY	4650	0.1785
25	00000740	R NALINI NAYAK	3720	0.1428
26	00000002	UPENDRA P PAI	3720	0.1428




SL.NO	FOLIO DPID/CLID	NAME OF THE HOLDER(S)	SHARES	PERCENTAGE
27	00000739	NALINI NAYAK B	3410	0.1309
28	00000035	SRINIVASA NAYAK K	3410	0.1309
29	00000479	ANANTH NARAYAN SURKUND	3100	0.1190
30	00000396	BHARVANI INDIRA NANIKRAM	3100	0.1190
31	00000353	BHASKAR FUTTU	3100	0.1190
32	00000640	BHASKAR RAO A M	3100	0.1190
33	00000337	BOMBIBAI SATYA TANDEL	3100	0.1190
34	00000399	CHITRA VENKATRAMAN	3100	0.1190
35	00000385	DURU ADVANI	3100	0.1190
36	00000365	EKNATH GANGADHAR PATHAK	3100	0.1190
37	00000355	GONDI RAMACHANDRAIAH SHETTY	3100	0.1190
38	00000345	GOPALA KRISHNA G M	3100	0.1190
39	00000584	GOPALKRISHNA VITHOBA NAYAK	3100	0.1190
40	00000464	JAYA K NAYAK	3100	0.1190
41	00000377	JESUIT MADURA	3100	0.1190
42	00000368	KADAIHA NARASIMHA SRINIVASAN IYENGAR	3100	0.1190
43	00000473	KAMATH H N	3100	0.1190
44	00000367	KARKKALA KRISHNA KAMATH	3100	0.1190
45	00000363	KHODAY LAKSHMANSA NARAYANASA	3100	0.1190
46	00000470	KHODAY LAKSHMANSA SRIHARI	3100	0.1190
47	00000471	KHODAY LAXMANASA ANANTHAPADMANABHSA	3100	0.1190
48	00000472	KHODAY LAXMANASA RAMCHANDRA	3100	0.1190
49	00000362	KHODAY LAXMANASA SWAMY	3100	0.1190
50	00000397	KOTHANDARAMAN K R	3100	0.1190
51	00000604	KRISHNA PRASAD S	3100	0.1190
52	00000331	KRISHNANAND PURUSHOTHAM NAIK	3100	0.1190
53	00000382	LALITHA D KUMBLA	3100	0.1190
54	00000372	LALL SUSHMA	3100	0.1190
55	00000352	LEELA BAI K	3100	0.1190
56	00000347	MADHAVACHARALA SANDILYA	3100	0.1190
57	00000369	MALINI VIJAYRAGHAVAN	3100	0.1190



SL.NO	FOLIO DPID/CLID	NAME OF THE HOLDER(S)	SHARES	PERCENTAGE
58	00000330	MAMOOKAYA P P	3100	0.1190
59	IN300011 10597754	MARGRET SEQUEIRA LAWRENCE SEQUEIRA	3100	0.1190
60	00000339	MARTAPPA RAMACHANDRA PRABHU	3100	0.1190
61	00000379	MEENAKSHI P	3100	0.1190
62	00000526	MOHAN KUMAR H S	3100	0.1190
63	00000357	MYSORE UUGRAPPA BHOJIAH	3100	0.1190
64	00000348	NANJAPPA K A	3100	0.1190
65	00000608	NARASIMHAMURTHY K M	3100	0.1190
66	00000388	NARINDER SOOD	3100	0.1190
67	00000582	NERUSHWALIA BHAGWANDAS	3100	0.1190
68	00000395	NORANG RAI	3100	0.1190
69	00000701	PARVATHY A	3100	0.1190
70	00000330	PRABHU H L	3100	0.1190
71	00000361	PURSHOTTAM M P	3100	0.1190
72	00000466	RAMAKRISHNA B SHENOY	3100	0.1190
73	00000375	RAMAN T G K	3100	0.1190
74	00000341	RAMDAS KUMBHASHI MALLYA	3100	0.1190
75	00000332	RAMDAS PRABHU	3100	0.1190
76	00000354	RAVIKAR HEBBAR S M	3100	0.1190
77	00000667	SARASATHAMMA	3100	0.1190
78	00000666	SARASATHAMMA	3100	0.1190
79	00000383	SAROJINI KUDVA	3100	0.1190
80	00000458	SHANTHA BAI PRABHU	3100	0.1190
81	00000338	SHANTHASEN C PATEL	3100	0.1190
82	00000335	SHANTHI S RAM	3100	0.1190
83	00000452	SUMATI KAMATH	3100	0.1190
84	00000329	VASUDHA S KAMATH	3100	0.1190
85	00000336	YUDHISTAR PUNJAB DAULATHRAM	3100	0.1190
86	IN301135 26272854	LAWRENCE SEQUEIRA MARGRET SEQUEIRA	3096	0.1188
87	IN302148 10267302	M S GANAPATHI	3000	0.1151



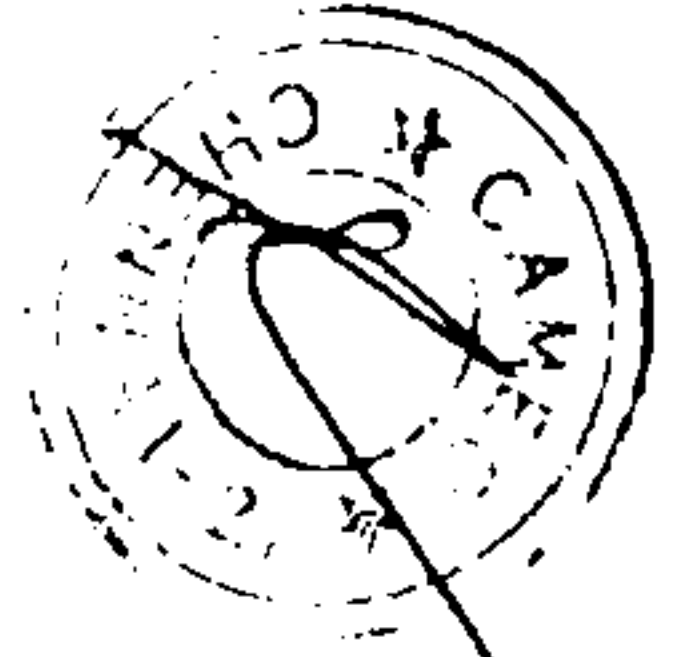
SL.NO	FOLIO DPID/CLID	NAME OF THE HOLDER(S)	SHARES	PERCENTAGE
88	12010600 01921255	ANIEL KUMAR M K	2314	0.0888
89	00000720	YASHODHA C	2170	0.0833
90	00000093	ARMUGAM NATARAJA PILLAI	1860	0.0714
91	12010900 05867628	DHARMARAJAN KRISHNAN NURANI .	1860	0.0714
92	00000376	GAJAPATHIRAJU P V	1860	0.0714
93	00000076	JOSEPH P D	1860	0.0714
94	00000114	KODI PURUSHOTHAMA KINI	1860	0.0714
95	00000623	NALINI NAIDU D	1860	0.0714
96	00000700	RAJARAM PAI K	1860	0.0714
97	00000020	SHOBHA R PAI	1860	0.0714
98	00000043	SRINIVASAN D P	1860	0.0714
99	00000097	VADHYAR G S	1860	0.0714
100	IN301696 12327115	KONCHADY NAGESH PAI	1805	0.0692
TOTAL :			2397688	92.0417



NAME OF THE COMPANY : BANGALORE FORT FARMS LIMITED
 SCRIIP CODE :
 QUARTER ENDED :
 SHAREHOLDING PATTERN AS ON : 30-Sep-2015

CLAUSE JS
 Introductory sub-table (I)(R)
 CLASS OF SECURITY : EQUITY

	No. of partly paid-up shares	As a % of total no. of partly paid-up shares	As a % of total no. of shares of the COMPANY
Partly paid-up shares:-			
Held by promoter/promoter group			
Held by public			
Total - D			
Outstanding convertible securities:-	No. of outstanding securities	As a % of total no. of outstanding convertible securities	As a % of total no. of shares of the company, assuming full conversion of the convertible securities
Held by promoter/promoter group			
Held by public			
Total - E			
Warrants:-	No. of warrants	As a % of total no. of warrants	As a % of total no. of shares of the company, assuming full conversion of warrants
Held by promoter/promoter group			
Held by public			
Total - F			
Total paid-up capital of the company, assuming full conversion of warrants and convertible securities	2605000		



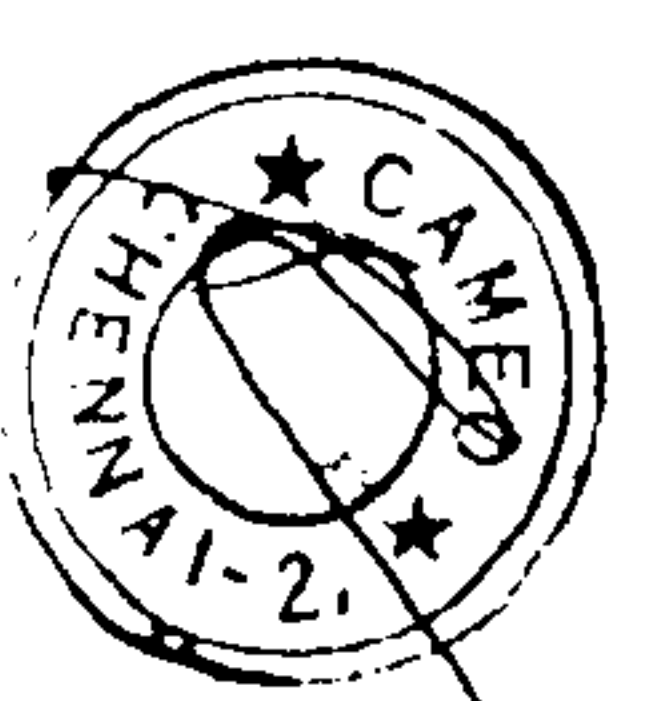
CLAUSE 35
Introductory sub-table (I)(a)

NAME OF THE COMPANY : BANGALORE FORT FARMS LIMITED
SCRIP CODE :
QUARTER ENDED :
SHAREHOLDING PATTERN AS ON : 30-Sep-2015

CLASS OF SECURITY : EQUITY

STATEMENT SHOWING SHAREHOLDING PATTERN
TABLE (I)(a)

CATEGORY OF SHARE HOLDER CODE	NO. OF HOLDERS	TOTAL NO. OF SHARES	SHARES IN DEMAT	TOTAL SHAREHOLDING AS A PERCENTAGE OF TOTAL NUMBER OF SHARES	AS A % OF (A+B)		Number of Shares (VIII)	As a Percentage (IX) = (VII)/(IV)*100
					(VI)	(VII)		
A. SHAREHOLDING OF PROMOTER AND PROMOTER GROUP								
1. INDIAN								
a. INDIVIDUALS/HINDU UNDIVIDED FAMILY	0	0	0	0.0000	0.0000	0	0.0000	0.0000
b. CENTRAL GOVERNMENT/ STATE GOVERNMENT(S)	0	0	0	0.0000	0.0000	0	0.0000	0.0000
c. BODIES CORPORATE	1	1595693	1595693	61.2550	61.2550	0	0.0000	0.0000
d. FINANCIAL INSTITUTIONS/ BANKS	0	0	0	0.0000	0.0000	0	0.0000	0.0000
e. ANY OTHER	0	0	0	0.0000	0.0000	0	0.0000	0.0000
SUB - TOTAL (A)(1)								
	1	1595693	1595693	61.2550	61.2550	0	0.0000	0.0000
2. FOREIGN								
a. INDIVIDUALS (NON-RESIDENT INDIVIDUALS/ FOREIGN INDIVIDUALS)	0	0	0	0.0000	0.0000	0	0.0000	0.0000
b. BODIES CORPORATE	0	0	0	0.0000	0.0000	0	0.0000	0.0000
c. INSTITUTIONS	0	0	0	0.0000	0.0000	0	0.0000	0.0000
d. QUALIFIED FOREIGN INVESTOR	0	0	0	0.0000	0.0000	0	0.0000	0.0000
e. ANY OTHER	0	0	0	0.0000	0.0000	0	0.0000	0.0000
SUB - TOTAL (A)(2)								
	0	0	0	0.0000	0.0000	0	0.0000	0.0000
TOTAL SHARE HOLDING OF PROMOTER AND PROMOTER GROUP (A) = (A)(1)+(A)(2)								
	1	1595693	1595693	61.2550	61.2550	0	0.0000	0.0000




CLAUSE 35
Introductory sub-table (I)(a)

NAME OF THE COMPANY : BANGALORE FORT FARMS LIMITED , CLASS OF SECURITY : EQUITY
 SCRIP CODE : , NAME OF THE SCRIP :
 QUARTER ENDED : 30-Sep-2015
 SHAREHOLDING PATTERN AS ON : 30-Sep-2015

STATEMENT SHOWING SHAREHOLDING PATTERN
 TABLE (I)(a)

CATEGORY OF SHARE HOLDER	NO. OF HOLDERS	TOTAL NO. OF SHARES	SHARES IN DEMAT	TOTAL SHAREHOLDING AS A PERCENTAGE OF TOTAL NUMBER OF SHARES		Number of shares (VIII)	As a percentage (IX) = (VII)/(IV)*100	
				AS A % OF (A+B) (VI)	AS A % OF (A+B+C) (VII)			
(I)	(II)	(III)	(IV)	(V)	(VI)	(VII)	(VIII)	
B. PUBLIC SHAREHOLDING								
1. INSTITUTIONS								
a. MUTUAL FUNDS/UTI	0	0	0	0.0000	0.0000	NA	NA	
b. FINANCIAL INSTITUTIONS/ BANKS	1	310	0	0.0119	0.0119	NA	NA	
c. CENTRAL GOVERNMENT/ STATE GOVERNMENT(S)	0	0	0	0.0000	0.0000	NA	NA	
d. VENTURE CAPITAL FUNDS	0	0	0	0.0000	0.0000	NA	NA	
e. INSURANCE COMPANIES	0	0	0	0.0000	0.0000	NA	NA	
f. FOREIGN INSTITUTIONAL INVESTORS	0	0	0	0.0000	0.0000	NA	NA	
g. FOREIGN VENTURE CAPITAL INVESTORS	0	0	0	0.0000	0.0000	NA	NA	
h. QUALIFIED FOREIGN INVESTOR	0	0	0	0.0000	0.0000	NA	NA	
i. ANY OTHER								
SUB - TOTAL (B)(1)		1	310	0	0.0119	0.0119	NA	NA





CLAUSE 35
Introductory sub-table (I)(a)


NAME OF THE COMPANY : BANGALORE FORT FARMS LIMITED
 SCRIP CODE :
 QUARTER ENDED : NAME OF THE SCRIP :
 SHAREHOLDING PATTERN AS ON : 30-Sep-2015
 CLASS OF SECURITY : EQUITY

STATEMENT SHOWING SHAREHOLDING PATTERN
 TABLE (I)(a)

DATE CATEGORY GORY CODE	CATEGORY OF SHARE HOLDER	NO. OF HOLDERS	TOTAL NO. OF SHARES	SHARES IN DEMAT	TOTAL SHAREHOLDING AS A PERCENTAGE OF TOTAL NUMBER OF SHARES	AS A % OF (A+B) (VI)	AS A % OF (A+B+C) (VII)	Number of Shares (VIII)	As a percentage (IX) = (VIII)/(IV)*100
2. NON-INSTITUTIONS									
a. BODIES CORPORATE									
		13	52575	47925	2.0182	2.0182		NA	NA
b. INDIVIDUALS -									
I INDIVIDUAL SHAREHOLDERS									
HOLDING NOMINAL SHARE CAPITAL									
UPTO RS. 1 LAKH									
		501	507113	51099	19.4669	19.4669		NA	NA
II INDIVIDUAL SHAREHOLDERS									
HOLDING NOMINAL SHARE CAPITAL									
IN EXCESS OF RS. 1 LAKH									
		9	247870	139050	9.5151	9.5151		NA	NA
c. QUALIFIED FOREIGN INVESTOR									
		0	0	0	0.0000	0.0000		NA	NA
d. ANY OTHER									
CLEARING MEMBERS									
		1	50	50	0.0019	0.0019		NA	NA
		6	1389	1389	0.0533	0.0533		NA	NA
		1	200000	200000	7.6775	7.6775		NA	NA
		8	201439	201439	7.7327	7.7327		NA	NA
SUB - TOTAL (B)(2)									
		531	1008997	439513	38.7330	38.7330		NA	NA
TOTAL PUBLIC SHAREHOLDING									
		532	1009307	439513	38.7449	38.7449		NA	NA
TOTAL (A)+(B)									
		533	2605000	2035206	100.0000	100.0000		0	0.0000





CATE GORY CODE	CATEGORY OF SHARE HOLDER	NO. OF HOLDERS	TOTAL NO. OF SHARES	SHARES IN DEMAT	TOTAL SHAREHOLDING AS A PERCENTAGE OF TOTAL NUMBER OF SHARES	AS A % OF (A+B) (VI)	AS A % OF (A+B+C) (VII)	Number of Shares (VIII)	AS a percentage (IX) = (VIII)/(IV)*100
(I)	(II)	(III)	(IV)	(V)	(VI)	(VII)	(VIII)	(IX)	
C. SHARES HELD BY CUSTODIANS AND AGAINST WHICH DEPOSITORY RECEIPTS HAVE BEEN ISSUED									
	Promoter and Promoter Group	0	0	0	0.0000	0.0000	0.0000	NA	NA
	Public	0	0	0	0.0000	0.0000	0.0000	NA	NA
	TOTAL CUSTODIAN (C)	0	0	0	0.0000	0.0000	0.0000	NA	NA
	GRAND TOTAL (A)+(B)+(C)	533	2605000	2035206	100.0000	100.0000	0	0.0000	



BANGALORE FORT FARMS LIMITED

(I)(b) Statement showing holding of securities (including shares, warrants, convertible securities) of persons belonging to the category "Promoter and Promoter Group" - 30-Sep-2015



Sr.No	Name of the shareholder	Details of Shares held			Encumbered shares (*)			Details of warrants			Details of convertible securities			Total shares (including underlying shares assuming full conversion of warrants and convertible securities) as a % of diluted share capital (XII)
		No. of Shares held	As a % of grand total (A)+(B)+(C)	As a % of grand total (A)+(B)+(C)	No. of Shares held	As a percentage (VI) = (V) / (III) * 100	As a % of grand total (A)+(B)+(C) of sub-clause (I)(a)	Number of warrants held	As a % of total number of warrants of the same class	Number of convertible securities held	As a % of total number of convertible securities of the same class	Number of convertible securities held	As a % of total number of convertible securities of the same class	
1	REVATI HOLDING PRIVATE LIMITED.	1595693	61.2550	0	0	0.0000	0.0000	0	0.0000	0	0.0000	0	0.0000	61.2550
	TOTAL	1595693	61.2550	0	0	0.0000	0.0000	0	0.0000	0	0.0000	0	0.0000	61.2550



BANGALORE FORT FARMS LIMITED

(I)(c)(i) Statement showing holding of securities (including shares, warrants, convertible securities) of persons belonging to the category "Public" and holding more than 1% of the total number of shares - 30-Sep-2015



Sr.No	Name of the shareholder	NO. of Shares held	Shares as a percentage of total number of shares (i.e., Grand Total (A)+(B)+(C) Indicated in Statement at para(I)(a) above)	Details of warrants		Details of convertible securities		Total shares (including underlying shares assuming full conversion of warrants and convertible securities) as a % of diluted share capital
				Number of warrants held	As a % of total number of warrants of the same class	Number of convertible securities held	% H.R.t total number of convertible securities of the same class	
1	INAGRAJ K	40300	1.5470	0	0.0000	0	0.0000	1.5470
2	IM N RARU	32300	1.2399	0	0.0000	0	0.0000	1.2399
3	RACHU C RAMASWAMY IYENGAR	54650	2.0978	0	0.0000	0	0.0000	2.0978
4	ARUN C S	200000	7.6775	0	0.0000	0	0.0000	7.6775
5	CLIVIA INVESTMENTS LID	46950	1.7984	0	0.0000	0	0.0000	1.7984
TOTAL		574100	14.3608	0	0.0000	0	0.0000	14.3608



BANGALORE FORT FARMS LIMITED



(I)(c)(ii) Statement showing holding of securities (including shares, warrants, convertible securities) of persons (together with PAC) belonging to the category "Public" and holding more than 5% of the total number of shares of the company - 30-Sep-2015

Sr.No	Name(s) of the shareholder(s) and the Persons Acting in Concert (PAC) with them	No. of Shares held	Shares as a percentage of total number of shares (i.e., Grand Total (A)+(B)+(C) Indicated in Statement at para(I)(a) above)	Details of warrants		Details of convertible securities		Total shares (including underlying shares assuming full conversion of warrants and convertible securities) as a % of diluted share capital
				Number of warrants held	As a % of total number of warrants of the same class	Number of convertible securities held	% w.r.t total number of convertible securities of the same class	
1	ARUN C S	200000	7.6775	0	0.0000	0	0.0000	7.6775
	TOTAL	200000	7.6775	0	0.0000	0	0.0000	7.6775




BANGALORE FORT FARMS LIMITED
(I)(D) STATEMENT SHOWING DETAILS OF LOCKED-IN SHARES --30-Sep-2015

SL.NO	NAME OF THE SHARE HOLDER	NUMBER OF LOCKED IN SHARES	LOCKED-IN SHARES AS A % OF TOTAL NUMBER OF SHARES	Promoter / Promoter Group / Public
			(i.e., GRAND TOTAL (A)+(B)+(C) INDICATED IN STATEMENT AT PARA (I)(a) ABOVE)	
1	SIREEN SADHU	26050	1.0000	Public
2	CLIVIA INVESTMENTS LTD	46850	1.7984	Public
3	MOJLY THAMBI	26050	1.0000	Public
4	ALOK CHATURVEDI .	26050	1.0000	Public
	TOTAL	125000	4.7984	



BANGALORE FORT FARMS LIMITED
 (II)(a) STATEMENT SHOWING DETAILS OF DEPOSITORY RECEIPTS (DRs) - 30-Sep-2015

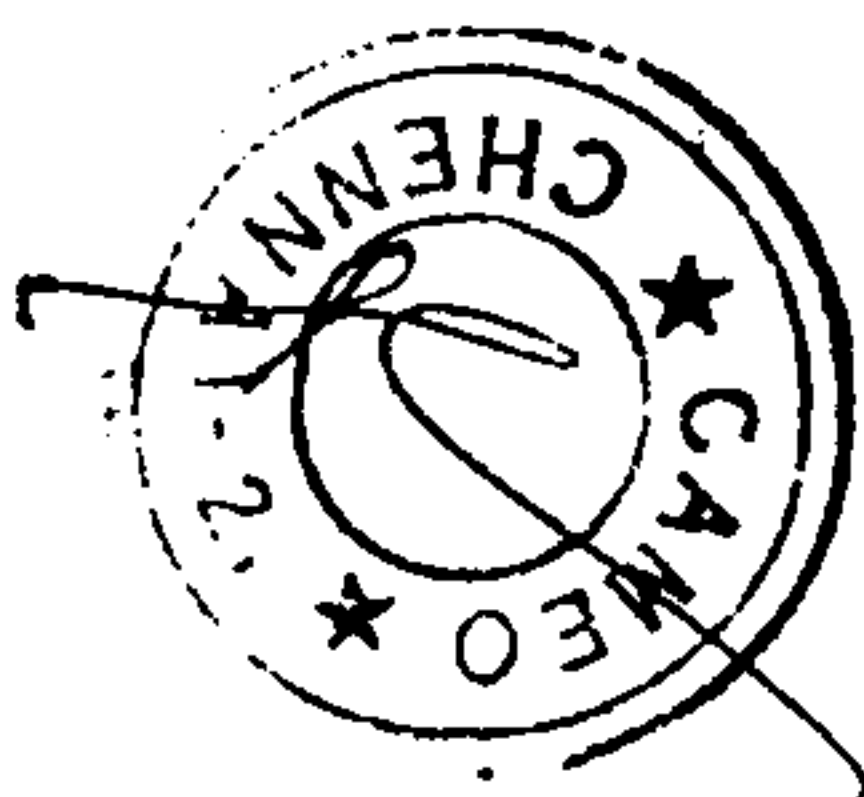

SL.NO	TYPE OF OUTSTANDING DR (ADRS, GDRs, SDRs,etc.)	NUMBER OF OUTSTANDING DRs	NUMBER OF SHARES UNDERLYING OUTSTANDING DRs	SHARES UNDERLYING OUTSTANDING DRs AS A % OF TOTAL NUMBER OF SHARES (I.e., GRAND TOTAL (A)+(B)+(C) INDICATED IN STATEMENT AT PARA (I)(a) (ABOVE)
	NIL			



BANGALORE FORT FARMS LIMITED

(II)(b) STATEMENT SHOWING HOLDING OF DEPOSITORY RECEIPTS (DRs), WHERE UNDERLYING SHARES HELD BY PROMOTER/PROMOTER GROUP ARE IN EXCESS OF 1% OF THE TOTAL NUMBER OF SHARES - 30-Sep-2015


SL.NO	NAME OF THE DR. HOLDER	TYPE OF OUTSTANDING DR (ADRS, GDRs, SDRs, etc.)	NUMBER OF SHARES UNDERLYING OUTSTANDING DRs	SHARES UNDERLYING DRs AS A % OF TOTAL NUMBER OF SHARES i.e., GRAND TOTAL ((A)+(B)+(C)) INDICATED IN STATEMENT AT PARA (I)(a) ABOVE
	NIL			



BANGALORE FORT FARMS LIMITED

(III)(a) STATEMENT SHOWING THE VOTING PATTERN OF SHAREHOLDERS, IF MORE THAN ONE CLASS OF SHARES / SECURITIES IS ISSUED BY THE ISSUER.

CATEGORY OF SHARE HOLDER	NUMBER OF VOTING RIGHTS HELD IN EACH CLASS OF SECURITIES			TOTAL VOTING RIGHTS (III+IV+V)	TOTAL VOTING RIGHTS i.w. (VI)	
	CLASS X (III)	CLASS Y (IV)	CLASS Z (V)	(VI)	AS A % OF (A+B) (VII)	AS A % OF (A+B+C) (VIII)
(A) PROMOTER AND PROMOTER GROUP						
(1) INDIAN						
(a) INDIVIDUALS/HINDU UNDIVIDED FAMILY						
(b) CENTRAL GOVERNMENT / STATE GOVERNMENT(S)						
(c) BODIES CORPORATE						
(d) FINANCIAL INSTITUTIONS / BANKS						
(e) ANY OTHER (SPECIFY)						
SUB-TOTAL (A) (1)						
(2) FOREIGN						
(a) INDIVIDUALS (NON-RESIDENT INDIVIDUALS / FOREIGN INDIVIDUALS)						
(b) BODIES CORPORATE						
(c) INSTITUTIONS						
(d) ANY OTHER						
SUB-TOTAL (A) (2)						
TOTAL SHAREHOLDING OF PROMOTER AND PROMOTER GROUP (A)=(A)(1)+(A)(2)						



BANGALORE FORT FARMS LIMITED

(III)(a) STATEMENT SHOWING THE VOTING PATTERN OF SHAREHOLDERS, IF MORE THAN ONE CLASS OF SHARES / SECURITIES IS ISSUED BY THE ISSUER.

(I)	(II)	(III)	(IV)	(V)	(VI)	(VII)	(VIII)
	(B) PUBLIC SHAREHOLDING						
	(1) INSTITUTIONS						
	(a) MUTUAL FUNDS / UTI						
	(b) FINANCIAL INSTITUTIONS / BANKS						
	(c) CENTRAL GOVERNMENT / STATE GOVERNMENT(S)						
	(d) VENTURE CAPITAL FUNDS						
	(e) INSURANCE COMPANIES						
	(f) FOREIGN INSTITUTIONAL INVESTORS						
	(g) FOREIGN VENTURE CAPITAL INVESTORS						
	(h) ANY OTHER (SPECIFY)						
	SUB-TOTAL(B)(1)						
	(2) NON-INSTITUTIONS						
	(a) BODIES CORPORATE						
	(b) INDIVIDUALS -						
	I .INDIVIDUAL SHAREHOLDERS HOLDING NOMINAL SHARECAPITAL UP TO RS. 1 LAKH						
	II.INDIVIDUAL SHAREHOLDERS HOLDING NOMINAL SHARECAPITAL IN EXCESS OF RS. 1 LAKH						
	(c) ANY OTHER (SPECIFY)						
	SUB-TOTAL(B)(2)						
	TOTAL PUBLIC SHAREHOLDING (B)=(B)(1)+(B)(2)						
	TOTAL (A)+(B)						
	(C) SHARES HELD BY CUSTODIANS AND AGAINST WHICH DEPOSITORY RECEIPTS HAVE BEEN ISSUED						
	GRAND TOTAL (A)+(B)+(C)						

